



1" BLINDS + GLASS

FOR WINDOWS AND DOORS

PRODUCT FEATURES

- For use in awning, casement, fixed, sliding and bay windows; and sliding patio doors
- Choice of left or right-hand EasyGlide or SlimLine Operator
- Easy to maintain, simply clean with soap and water, or high quality window cleaner
- 10-year full warranty
- Blinds certified safe for children and pets with no exposed cords



SIZES	
IG Thickness	1" & 1 1/8" (with 6mm external glass option)
Height Range	14" to 80"
Width Range	8" to 80"
Size Increments	1/16" (height & width)
Max IG size	Annealed glass: 15 sq. ft. Tempered glass: 17 sq. ft. (no more than 36" in one direction)

Please refer to charts located on the right for custom size options.

LOW-E OPTIONS	
Single	270, 272, 340 and 366
Dual	189/270, 189/272, 189/340, & 189/366

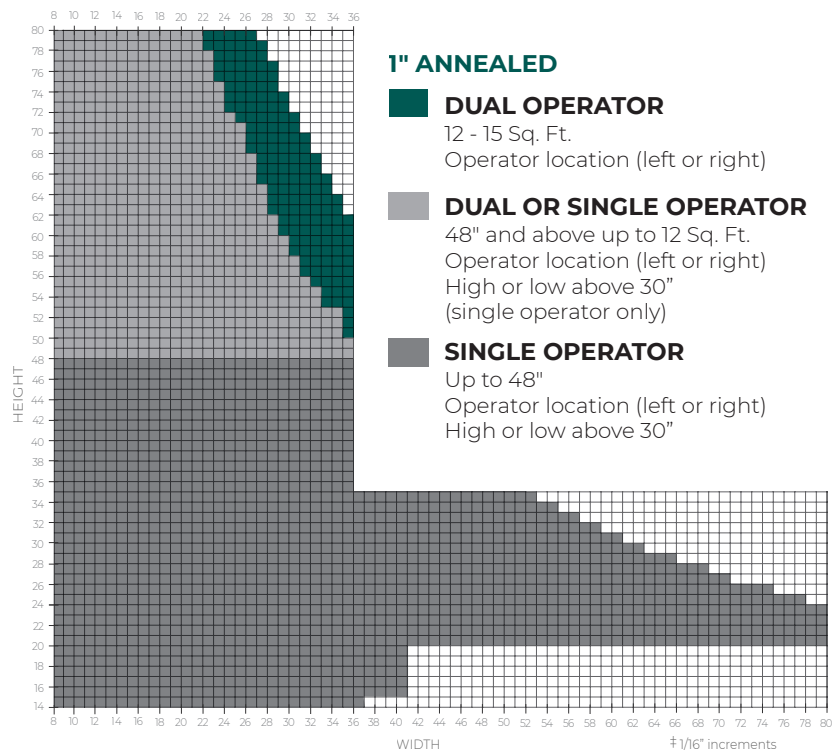
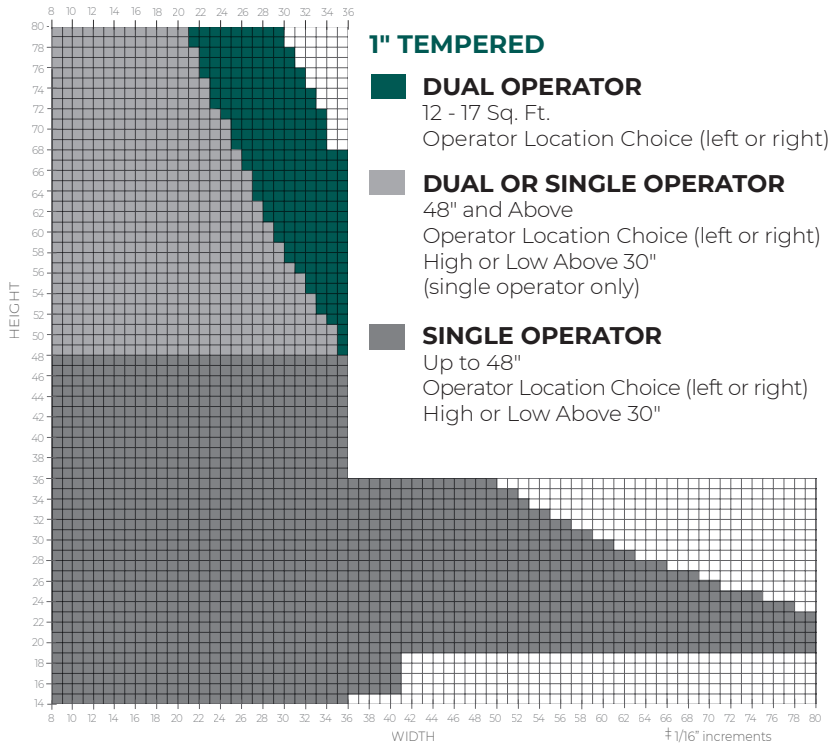
GLASS TINT OPTIONS
Solar Bronze, Solar Gray

FINISH OPTIONS

Blind slats, operators, operator track and decorative cover caps are available in six different colors



CUSTOM SIZE OPTIONS

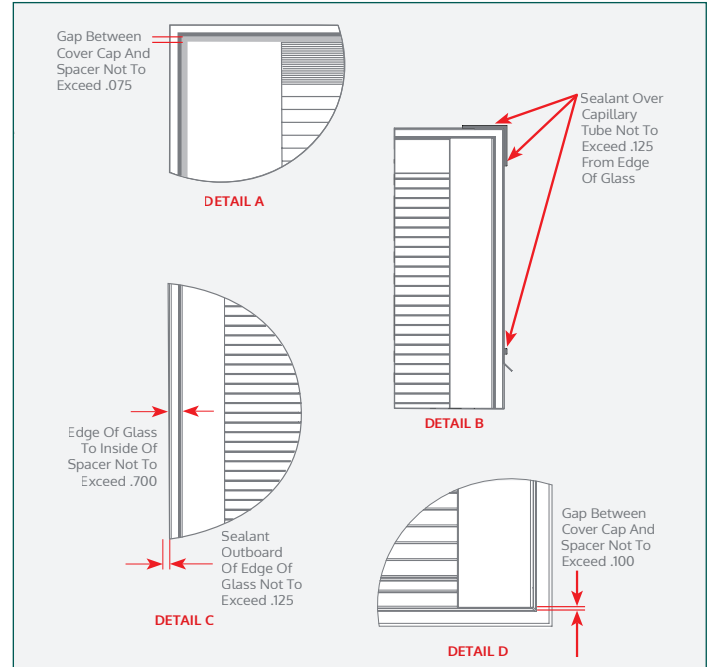
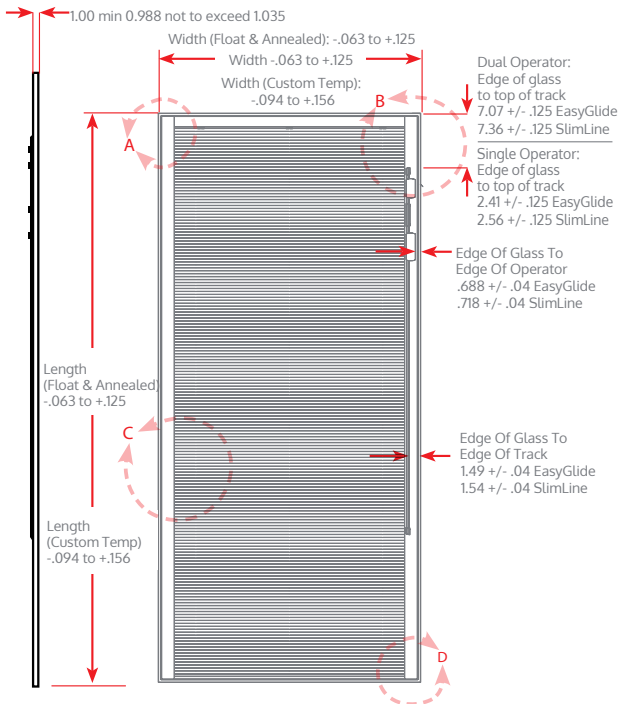




1" BLINDS + GLASS

FOR WINDOWS AND DOORS

TECHNICAL DRAWINGS & SPECIFICATIONS

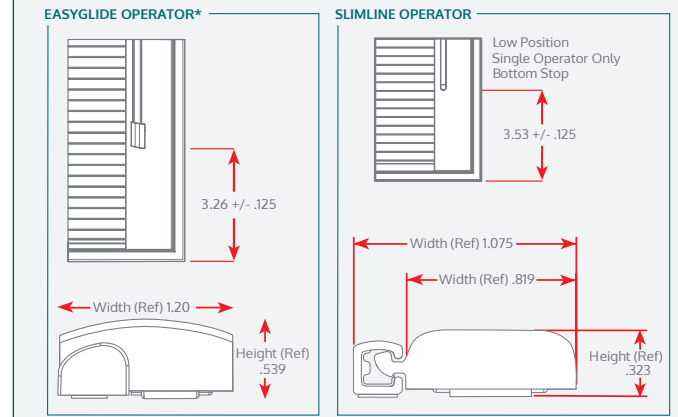


OPERATION

Blind Function	Raise, Lower, and Tilt
EasyGlide Operator	Clear Overmold/Two Shot
SlimLine Operator	Single Shot
Dual Operator	Annealed glass: 12 to 15 sq. ft. Tempered glass: 12 to 17 sq. ft.
Dual or Single Operator	See size chart for details
Single Operator	Annealed glass: Up to 12 sq. ft. Tempered glass: Up to 12 sq. ft.
Capillary Tube	Do not block, crush or cut
Operator Hand	Left or right
Operator Position	High or low (single operator only above 30" in height)

CODE OF COMPLIANCE

IGCC (seal)	ASTM E2190 seal certification
ANSI (glass)	ANSI Z97.1 safety glazing (Applies to tempered glass only)
ASTM (glass)	ASTM C1036-16 (annealed) & C1048-12 (tempered)
ANSI (safety)	ANSI / WCMA A100.1-2018
ENERGY STAR®	Will help your window achieve ENERGY STAR® performance when select Low-E glass is employed
NFRC	CAD available for simulations



MATERIALS

Spacer	Intercept®, tin plated steel
Glass (Standard or Low-E)	Annealed or tempered safety glass
Single Low-E	2nd surface soft coat (270, 272, 340, 366)
Dual Low-E	4th surface hard coat Low-E (I89)
Glass Tint	Solar Gray or Solar Bronze: glass panel 1
Blind Slat	12.5mm wide aluminum UV stabilized coating
Sealant	Dual seal equivalent
Desiccant	Desiccant matrix (moisture & chemical management)
Decorative Cover Caps	UV stabilized, heat tolerant polymer